

2021



**UGRA DEVELOPMENT
FOUNDATION**

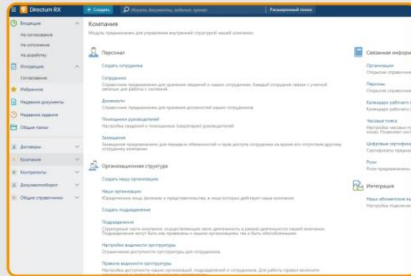
PROGRESS REPORT



GOALS AND OBJECTIVES



**Development
of mechanisms
to promote investment**



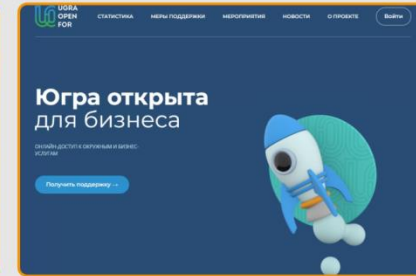
Business processes automation



Promotion of investment opportunities of Ugra



**Promotion
of social and economic
development of Ugra**



Development
of digital specialized
resources for business

Assistance in creating
conditions for the development
of tourism infrastructure

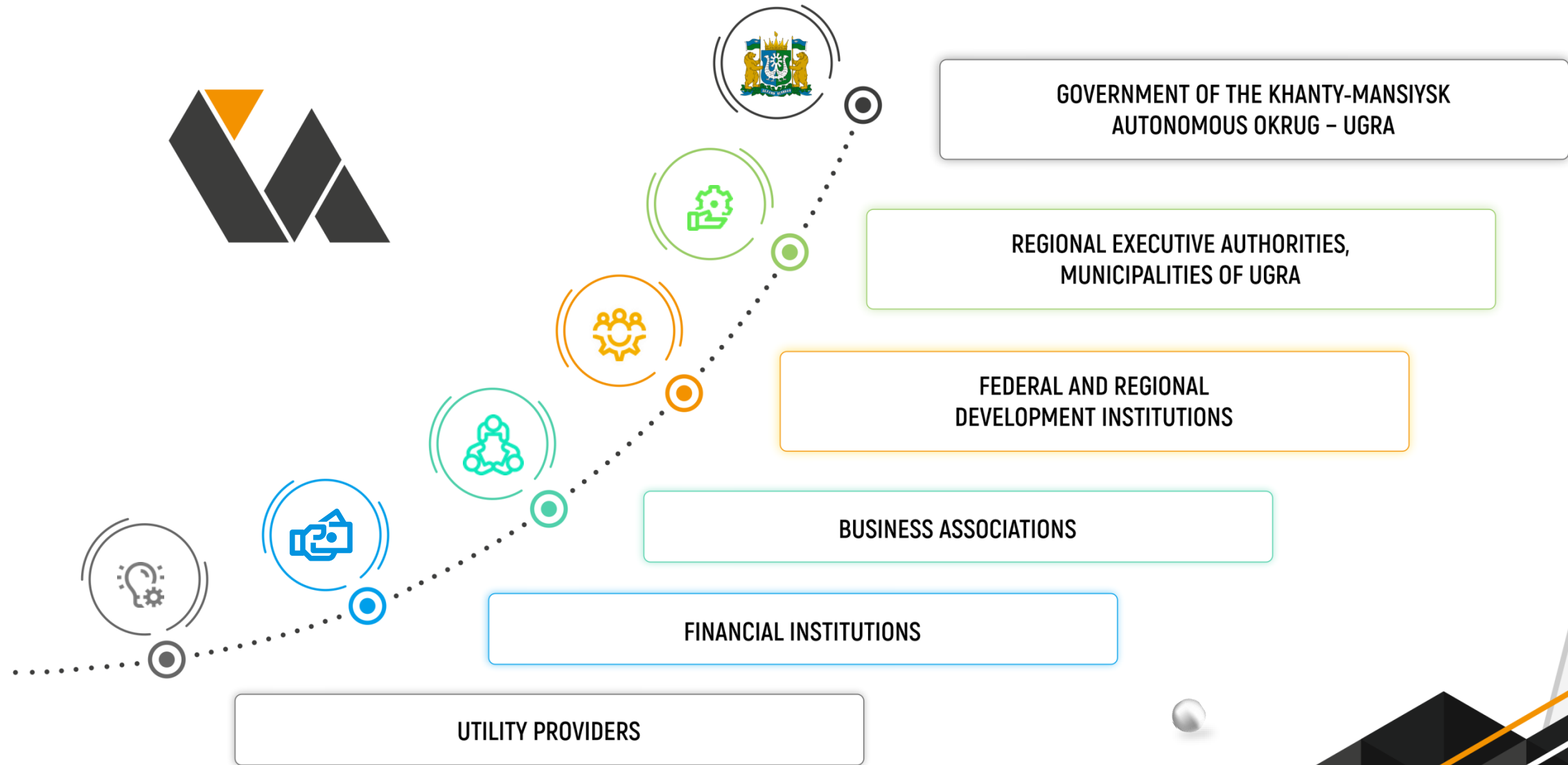
Financial and staffing support

**Investment climate
improvement and enhancement
of businesses' investment
activity in Ugra**

**Dedicated
manager**

One stop
shop support
of investment projects

COOPERATION



INVESTMENT BUDGET

Goals of the project

SOFTWARE ADJUSTMENTS UNDERWAY:
ASSESSMENT OF PROJECTS
IN THE FIELD OF HOUSING AND
UTILITIES SECTOR; ESG ASSESSMENT

DEVELOPMENT OF A FINANCIAL
MODEL OF INVESTMENT
PROJECTS' INFLUENCE
ON THE SOCIAL AND ECONOMIC
DEVELOPMENT OF UGRA

DEVELOPMENT AND
STORAGE OF INFORMATION
ON THE REGION'S PROJECTS

ASSESSMENT
AND PRIORITIZATION
OF THE REGION'S
INVESTMENT PROJECTS

ENHANCEMENT OF PUBLIC
FUNDS USE EFFICIENCY
IN THE IMPLEMENTATION
OF INVESTMENT PROJECTS

DEVELOPMENT
OF RECOMMENDATIONS
FOR BUSINESS



Portal for assessment of projects of the Khanty-Mansiysk Autonomous Okrug - Ugra

**> 100
projects**



49

projects assessed



35 commercial
14 social



51

projects under assessment

PUBLIC PRIVATE PARTNERSHIP CENTER



EDUCATIONAL FACILITIES
9 agreements

R13,1
billion



HOUSING AND UTILITIES
2 agreements

R12,2
billion



CONSTRUCTION OF MSW TREATMENT
FACILITIES 5 agreements

R12,1
billion



HEALTHCARE
1 agreement

R10,9
billion



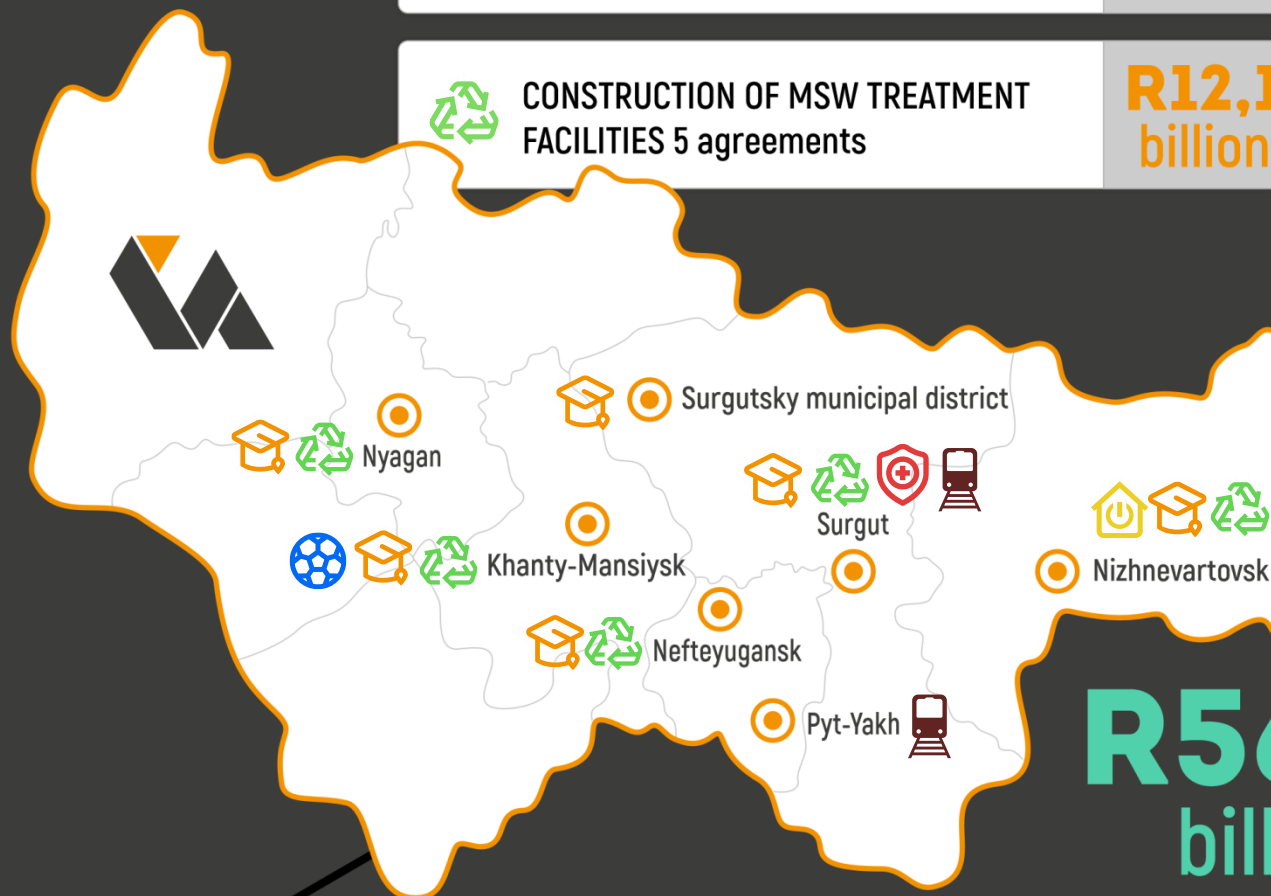
TRANSPORT INFRASTRUCTURE
1 agreement

R4,4
billion



SPORTS CENTERS
2 agreements

R3,5
billion



R56,2
billion
20 agreements

AGREEMENT IMPLEMENTATION

FINANCIAL SUPPORT



Amount

R2,2 billion



Disbursements
time

2022-2025



Form: partial reimbursement of expenditures
for the creation, upgrade of transport
infrastructure facilities

PARAMETERS OF PROJECT



Goal: improvement of passenger services
quality and development of railway
infrastructure in Ugra



Term of agreement

10 years



Investment amount

R4,4 billion



Job creation

30

R2,2 billion

Reimbursement



R4,4 billion

Investment amount



Surgut
Pyt-Yakh

up to 50%
(CAPEX)



10 years

Implementation period



AGREEMENT IMPLEMENTATION

SUPPORT POSSIBILITIES



Creation/reconstruction of a facilities



Utility infrastructure



Purchase of equipment

PARAMETERS OF PROJECT



Term of agreement **10 years**



Investment amount **R1,1 billion**



Job creation **50**

R500 million

Reimbursement

~2-fold

Acceleration
of payback



Investor

R1,1 billion

Investment amount



Production

up to 50%
(CAPEX)



Implementation
period

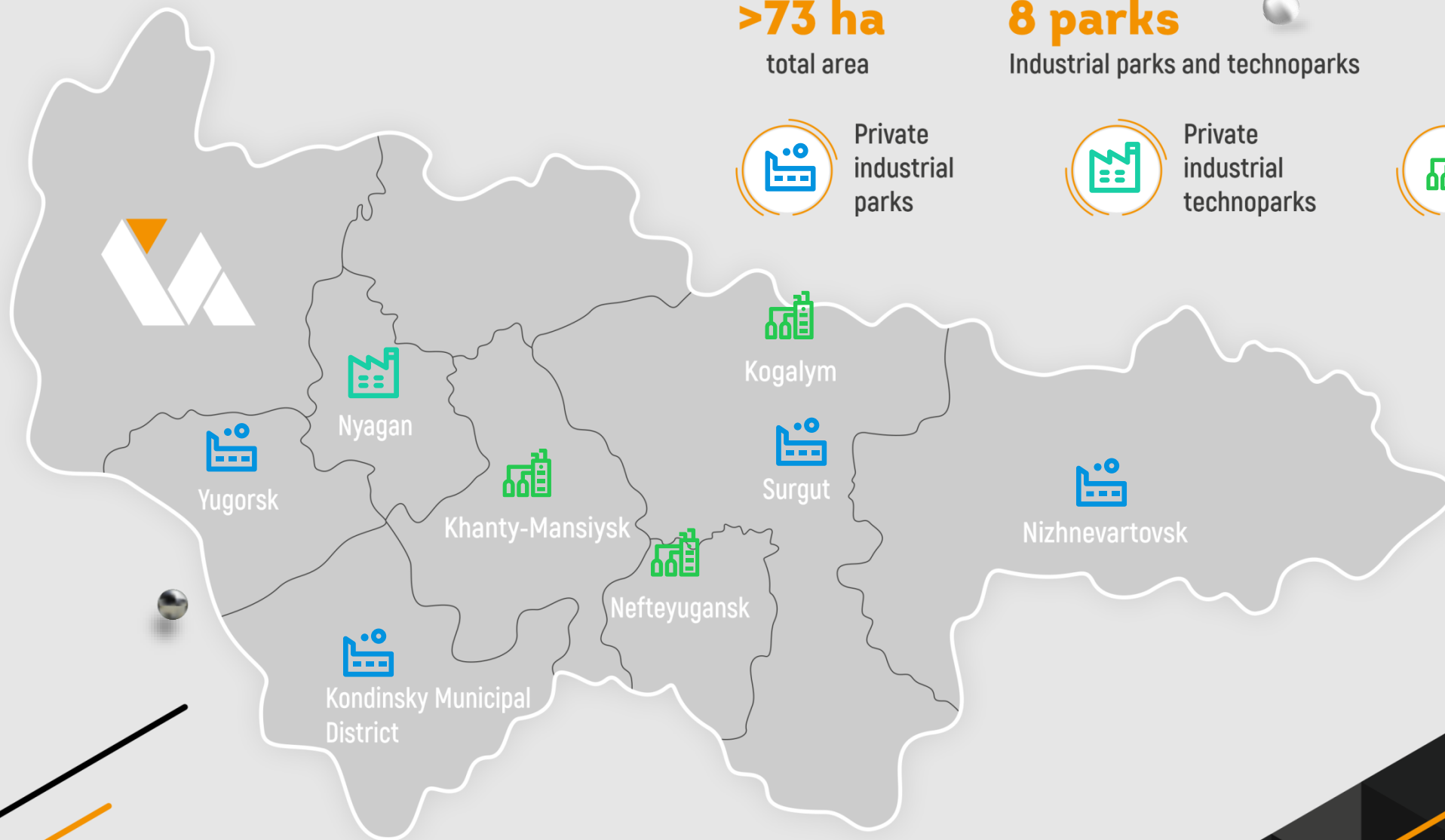


Government
of the Khanty-Mansiysk
Autonomous Okrug – Ugra

INDUSTRIAL INFRASTRUCTURE

>73 ha
total area

8 parks
Industrial parks and technoparks



PROJECT SUPPORT

LLC «POBEDA – 1»

Creation of a facility to produce domestic protein components - the basis for powdered milk products for the nutrition of newborns and children up to 6 months

Assistance provided in mobilizing federal funding

INDUSTRIAL TECHNOPARK «IMPULSE»

Included in the list of industrial technoparks of the Russian Ministry of Industry and Commerce

LLC «RUSSIAN FAIRS»

Creation of multifunctional culture and recreation complexes

Land plot in Surgut provided without tendering procedures

LLC «SMK»

A production facility to produce 100 ths. tons of structural section steel products per year

Decision made to provide a land plot without tendering procedures

ONE STOP SHOP AGREEMENTS

38
projects

INVESTMENT AMOUNT
R1,5 BILLION IN 2021

R67,3
billion



REGIONAL INDUSTRY DEVELOPMENT FOUNDATION

FUNDING PROGRAMS




PROJECTS FUNDING

- Production of domestic protein components **R500,0 million**
- Metallurgy **R494,9 million**
- Production of pellets **R180,0 million**
- Creation and development of industrial park **R110,0 million**
- Hotels **R100,0 million**
- Milk processing **R98,0 million**
- Wood processing **R60,0 million**
- Production of wood powder **R41,2 million**
- Construction of housing **R27,3 million**
- Fish processing **R5,55 million**

Total budget of projects

R2 621,7 million



45

PROJECTS
ASSESSED

10

PROJECTS
SUPPORTED

totally worth

R1 617,0 million

2019

**205,5
approved**

**154,5
disbursed**

2020

**1006,0
approved**

**878,0
disbursed**

2021

**1617,0
approved**

**567,4
disbursed**



CENTER OF COMPETENCES IN AGRICULTURAL COOPERATION AND SUPPORT OF FARMERS

PROVISION OF GRANTS

R6
million

grant «AgroStartUp» for the creation of peasant household farming units in Ugra

R26
million

grant «Family Farm» for the development of existing peasant household farming units in Ugra

INTERACTION WITH FEDERAL RETAIL CHAINS

61
2020 ... ↑ ... 95
2021



«X5 RETAIL GROUP»

Procurement session for 16 participants



«MAGNIT»

Procurement session for 39 participants




«LENTA»

«Farmer corners» created for local
Procurement session for 40 participants

AGREEMENT SIGNED WITH NATIONAL UNION OF PRODUCERS AND CONSUMERS OF ORGANIC PRODUCTS

PROMOTION OF PRODUCTS



7 TRAINING EVENTS HELD FOR AGRICULTURAL PRODUCERS OF UGRA



30 participants trained



110 participants trained

CENTER OF COMPETENCES IN THE FIELD OF TOURISM

DEVELOPMENT AND IMPLEMENTATION
OF PROGRAMS FOR INTEGRATED
DEVELOPMENT OF INFRASTRUCTURE
FOR TOURISM AND RELATED INDUSTRIES

ANALYSIS
OF UGRA'S TOURIST
SERVICES MARKET

CHEAP LOANS
«TOURISM»

BUSINESS EVENTS
INVOLVING INDUSTRY LEADERS

ACCELERATION
PROGRAMS
AND TRAININGS

DEVELOPMENT OF PRIORITY
TOURISM SITES

ORGANIZATION OF VISITUGRA
POINTS OF PRESENCE



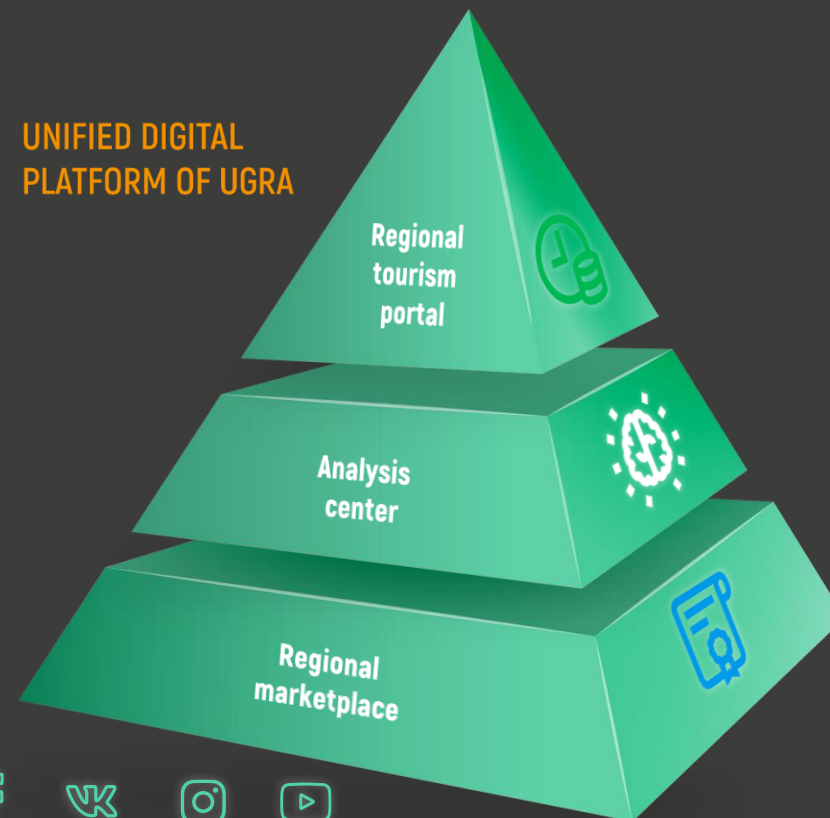
7 locations

Airports, Ugra-Expo, multifunctional
public services centers

SPECIAL PROJECTS WITH
MASS MEDIA, MEDIA TOURS,
BLOGGER TOURS

COMPREHENSIVE ADVERTISING
CAMPAIGNS TO PROMOTE
THE REGION'S TOURISM POTENTIAL

UNIFIED DIGITAL
PLATFORM OF UGRA



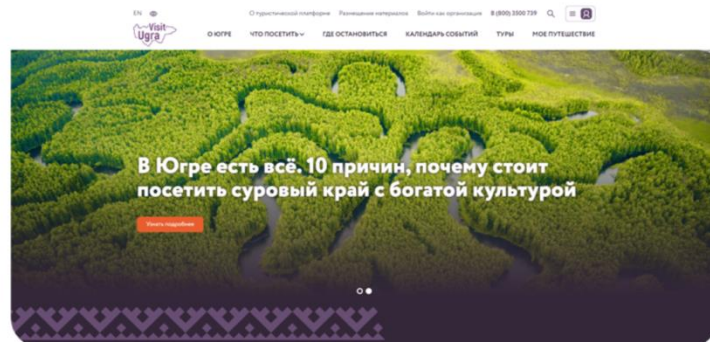
Яндекс Дзен

8 134 people

Travel Data Driven

Digital-PROMOTION

UNIFIED DIGITAL TOURISM PLATFORM OF UGRA



122
entities

180
customer
account users

295
sites

~13 000
average number of visits per month

PROMOTION CAMPAIGN

2021: august-december



SOCIAL MEDIA



12 000
subscribers



5 200
subscribers



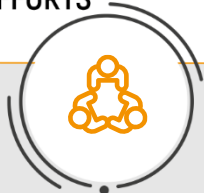
2 868
subscribers

Яндекс Дзен

TRAINING AND DEVELOPMENT CENTER




COHESION WITH UNITS AND CENTERS OF THE UGRA DEVELOPMENT FOUNDATION IN TRAINING AND DEVELOPMENT EFFORTS



FORMATION OF THE INVESTMENT TEAM OF UGRA AS A PROFESSIONAL COMMUNITY



TRAINING AND DEVELOPMENT OF THE REGIONAL INVESTMENT TEAM



EVENTS FOCUSING ON ACTIVITY AREAS OF THE UGRA DEVELOPMENT FOUNDATION AND REGIONAL AUTHORITIES OF UGRA



TRAINING AND DEVELOPMENT OF THE STAFF OF THE UGRA DEVELOPMENT FOUNDATION



ENHANCEMENT OF FUNCTIONAL TEAMS' EFFICIENCY THROUGH THE INTRODUCTION OF NEW MANAGEMENT PRACTICES



TRAINING AND DEVELOPMENT CENTER

«InvestSchool»



24
events

«InvestSchool» is an intensive training course complete with an approved calendar plan and a program

80
participants

a regional investment team has been formed, including representatives of regional and local authorities in charge of investment activities

54
participants

presentation 1st training session of the project held during the 10th Ugra Industry and Investment Forum

74
participants

a database of the project participants developed, competence assessment organized

50
people

attended the «Investment Climate. Investment Ecosystem», the first module of the project

Strategic sessions

149 participants

Development of low-carbon economy and hydrogen energy in Ugra

Development of industrial and investment potential of Ugra

Training and development activities for the staff of the ugra development foundation

39
people

training workshop «Public Speaking» in the format of a business quest game

46
people

practical training session on enhancement of the efficiency of work and communications «Our business»

29
people

career development courses selected

17
people

professional development organized

3
people

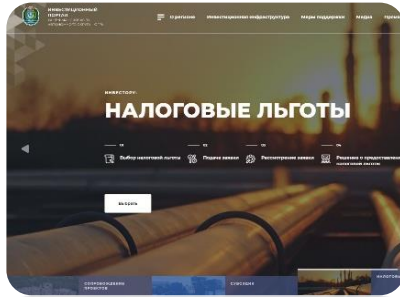
training organized within the Presidential Management Training Program

PRESENTATION AND PROMOTION

FORUMS

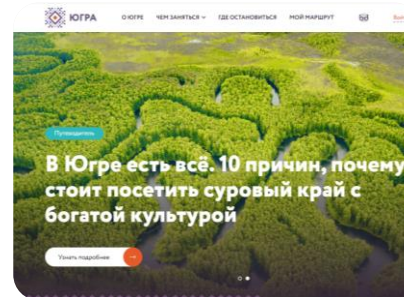


ONLINE RESOURCES



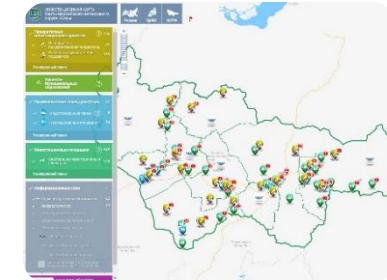
investugra.ru

Investment portal
of the Khanty-Mansiysk
Autonomous Okrug - Ugra




visitugra.ru

Unified tourism information
platform of Ugra



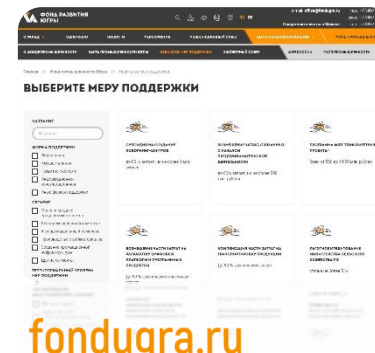
map.investugra.ru

Investment map
of the Khanty-Mansiysk
Autonomous Okrug - Ugra



fondugra.ru
[map-industry](http://fondugra.ru/fpu/map-industry/)

fondugra.ru/fpu/map-industry/
Industry map on the Khanty-Mansiysk
Autonomous Okrug - Ugra



fondugra.ru

[fondugra.ru/fpu/navigator/
investor support measures
navigator](http://fondugra.ru/fpu/navigator/investor-support-measures-navigator)

INVESTMENT COMMUNICATIONS. INVESTORS CLUB



INNOPROM

1st meeting of investors club
«Ugra open for», June 2021,
Yekaterinburg



DAY OF UGRA AT THE WORLD EXPO 2020

3rd meeting of the investors
club «Ugra open for», December 2021,
Dubai, UAE



UGRA INDUSTRY AND INVESTMENT FORUM

2nd meeting of the investors
club «Ugra open for»: investment
projects implementation practices
in the Russian regions «Investors' View»,
October 2021, Khanty-Mansiysk


**UGRA
OPEN
FOR**

KEY AREAS OF ACTIVITY




PERFORMANCE EFFICIENCY REPORT 2021


JOB CREATION

year	plan	actual	
2019	300	302	
2020	350	1282	
2021	400	1253	

BUDGETARY EFFICIENCY (billion rubles)

year	plan	actual	
2019	0,3	0,9	
2020	0,4	1,2	
2021	0,5	1,9	

INVESTMENT AMOUNT (billion rubles)

year	plan	actual	
2019	4	5,7	
2020	5	6,6	
2021	5,5	7,4	

PERFORMANCE EFFICIENCY REPORT OF THE UGRA DEVELOPMENT FOUNDATION

INDICATOR	unit	2019		2020		2021		2019-2021	
		plan	actual	plan	actual	plan	actual	plan	actual
1. Number of jobs created inclusive of high-performance jobs		300	302	350	1282	400	1253	1050	2837
2. Number of new investment agreements (investment projects)		20	24	20	22	20	27	60	73
3. Percentage of investment agreements (investment projects) fulfilled as per total number of investment agreements (projects)	%	10	35,4	12	15	15	21	-	-
4. Amount of investment attracted within PPP projects under implementation in the Khanty-Mansiysk Autonomous Okrug – Ugra	billion rubles	10	21,7	10	10,5	4,2	4,3	24	36,5
5. Number of projects under implementation jointly with development institutions		3	3	3	3	3	3	9	9
6. Amount of investment fulfilled with the Ugra Development Foundation's participation during the reporting period	billion rubles	4	5,7	5	6,6	5,5	7,4	14,5	19,7
7. Number of round table discussions, presentations, forums, fairs organized/attended by the Ugra Development Foundation aiming to promote the investment and industrial potential of the Khanty-Mansiysk Autonomous Okrug – Ugra		15	16	17	26	20	78	52	120
8. Budgetary efficiency for the Khanty-Mansiysk Autonomous Okrug – Ugra achieved as a result of the implementation of the projects	million rubles	300	906,6	400	1179,7	450	1891,3	1150	3977,6
9. Number of infrastructure facilities with special conditions for entrepreneurship activities created in the Khanty-Mansiysk Autonomous Okrug – Ugra		2	2	2	2	1	1	5	5
10. Number of applications submitted to the Center of Competences in the Field of Agricultural Cooperation and Support for Farmers to request services including information and consultation		-	-	-	-	1000	17493	1000	17493
11. Amount of paid tourism services	million rubles	-	-	-	-	1350	3768,3	1350	3768,3

PERFORMANCE EFFICIENCY INDICATORS OF THE UGRA DEVELOPMENT FOUNDATION FOR 2022

INDICATOR	unit	2022	
		6 months	12 months
1. Number of jobs created inclusive of high-performance jobs		150	450
2. Number of investment projects supported in the reporting period		28	47
3. Percentage of investment agreements (investment projects) fulfilled as per total number of investment agreements (projects)		5	24
4. Number investors' applications and proposals regarding the improvement of rules and procedures regulating the work of regional authorities and resource supplying organizations of Ugra		3	5
5. Number of consultations provided to investors in the reporting period		20	40
6. Number of capital construction facilities commissioned under the investment projects supported		1	2
7. Amount of investment attracted in the reporting period	billion rubles	4	11
8. Amount of investment fulfilled with the Ugra Development Foundation's participation during the reporting period	billion rubles	1,7	5,7
9. Budgetary efficiency for the Khanty-Mansiysk Autonomous Okrug – Ugra achieved as a result of the implementation of the projects	million rubles	170	470
10. Promotion and enhancement of the investment potential of the Khanty-Mansiysk Autonomous Okrug – Ugra		12	30
11. Number of infrastructure facilities with special conditions for entrepreneurship activities created in the Khanty-Mansiysk Autonomous Okrug – Ugra		0	1
12. Number of agricultural SMEs supported		1	3

THANK YOU!



InvestUgra



promugra